

Santa Ana, California

Immigrant population

The foreign-born populations in Santa Ana and California represent an important and diverse share of their local communities, many of whom live in mixed-status families.

Santa Ana



151K
Santa Ana

151,300 immigrants reside in **Santa Ana**, or **45 percent** of the total population.

California



10.5M
California

10.5 million immigrants reside in **California**, or **27 percent** of the total population.

Population at risk of deportation

98K


98,100 non citizens residing in **Santa Ana** are potentially at risk of deportation.

5.3M

5.3 million non citizens residing in **California** are potentially at risk of deportation.

Children and families

Santa Ana



There are **60,700 children** in Santa Ana with at least one **immigrant parent**.




3 in 4

Three in four children in Santa Ana have at least one **immigrant parent**.



The **vast majority of children** with at least one immigrant parent in Santa Ana are **U.S. citizens**. 93 percent were born in the United States.

California

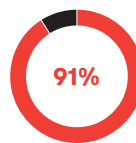


There are **4.1 million children** in California with at least one **immigrant parent**.



1 in 2

One in two children in California has at least one **immigrant parent**.



The **vast majority of children** with at least one immigrant parent in California are **U.S. citizens**. 91 percent were born in the United States.

Local community ties to the Greater Los Angeles Metro Area



4 million immigrants in the metro area have lived in the United States for **more than 10 years**.



788,300 immigrants in the metro area are **homeowners**.



412,600 immigrants in the metro area are **entrepreneurs**.



440,500 immigrants in the metro area are **students** enrolled in pre-K through college or graduate school.

Economic and labor force contributions

Immigrants in the Greater Los Angeles metro area and California contribute critical tax dollars to the local economy and are indispensable members of the workforce.

Greater Los Angeles Metro Area

\$146.9B Immigrant-led households **earned \$146.9 billion.**

\$12B Immigrants contributed **\$12 billion** in combined **state and local taxes.**

\$26.3B Immigrants contributed **\$26.3 billion** in **federal taxes.**

\$108.6B This means immigrant-led households have an estimated **\$108.6 billion** in **spending power.**

California

\$410.6B Immigrant-led households **earned \$410.6 billion.**

\$38.9B Immigrants contributed **\$38.9 billion** in combined **state and local taxes.**

\$80.8B Immigrants contributed **\$80.8 billion** in **federal taxes.**

\$290.9B This means immigrant-led households have an estimated **\$290.9 billion** in **spending power.**

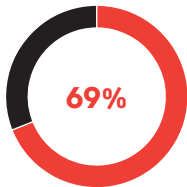
Labor force participation

Santa Ana



4 in 7

96,400 immigrant workers comprise 57 percent of the city's labor force, or **four in seven.**



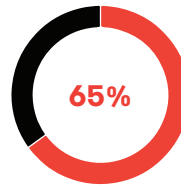
69 percent of the city's immigrants **participate in the labor force**, greater than the share among the city's native-born population (65 percent).

California



1 in 3

6.1 million immigrant workers comprise 31 percent of the state's labor force, or **one in three.**



65 percent of the state's immigrants **participate in the labor force**, comparable to the share among the state's native-born population (63 percent).

Sources

U.S. Census Bureau:

"Age and Nativity of Own Children under 18 Years in Families and Subfamilies by Nativity of Parents," accessed April 1, 2020, 2017 American Community Survey (ACS) 1-Year Estimates, available through <https://data.census.gov/cedsci/>.

"Selected Characteristics of the Foreign-Born Population by Period of Entry into the United States," accessed April 1, 2020, 2017 ACS 5-Year Estimates, available through <https://data.census.gov/cedsci/>.

"Selected Characteristics of the Native and Foreign-Born Populations," accessed April 1, 2020, 2017 ACS 5-Year Estimates, available through <https://data.census.gov/cedsci/>.

New American Economy:

"Immigrants and the Economy in . . .," by jurisdiction, in "Cities, States, and Districts," accessed April 1, 2020, available through <https://www.newamericaneconomy.org>.