

# San Antonio, Texas

## Immigrant population

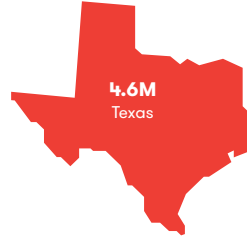
The foreign-born populations in San Antonio and Texas represent an important and diverse share of their local communities, many of whom live in mixed-status families.

### San Antonio Metro Area



**278,700 immigrants** reside in **San Antonio**, or **12 percent** of the total population.

### Texas



**4.6 million immigrants** reside in **Texas**, or **17 percent** of the total population.


## Population at risk of deportation

**165K** **165,100 non citizens** residing in **San Antonio** are potentially at risk of deportation.

**3M** **3 million non citizens** residing in **Texas** are potentially at risk of deportation.

## Children and families

### San Antonio Metro Area

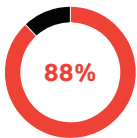


There are **130,800 children** in San Antonio with at least one **immigrant parent**.




**Two in nine children** in San Antonio have at least one **immigrant parent**.

2 in 9



The **vast majority of children** with at least one immigrant parent in San Antonio are **U.S. citizens**. 88 percent were born in the United States.

### Texas



There are **2.5 million children** in Texas with at least one **immigrant parent**.



**One in three children** in Texas has at least one **immigrant parent**.

1 in 3



The **vast majority of children** with at least one immigrant parent in Texas are **U.S. citizens**. 88 percent were born in the United States.

## Local community ties



**237,400** immigrants in San Antonio have lived in the United States for **more than 10 years**.



**67,400** immigrants in San Antonio are **homeowners**.



**23,100** immigrants in San Antonio are **entrepreneurs**.



**34,200** immigrants in San Antonio are **students** enrolled in pre-K through college or graduate school.

# Economic and labor force contributions

Immigrants in San Antonio and Texas contribute critical tax dollars to the local economy and are indispensable members of the workforce.

## San Antonio Metro Area

**\$7B** Immigrant-led households **earned \$7 billion.**

**\$541.3M** Immigrants contributed **\$541.3 million** in combined **state and local taxes.**

**\$1.1B** Immigrants contributed **\$1.1 billion** in **federal taxes.**

**\$5.4B** This means immigrant-led households have an estimated **\$5.4 billion** in **spending power.**

## Texas

**\$151.4B** Immigrant-led households **earned \$151.4 billion.**

**\$12.3B** Immigrants contributed **\$12.3 billion** in combined **state and local taxes.**

**\$26.3B** Immigrants contributed **\$26.3 billion** in **federal taxes.**

**\$112.8B** This means immigrant-led households have an estimated **\$112.8 billion** in **spending power.**

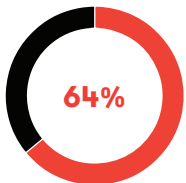
## Labor force participation

### San Antonio Metro Area



1 in 7

**161,300** immigrant workers comprise 14 percent of the city's labor force, or **one in seven.**



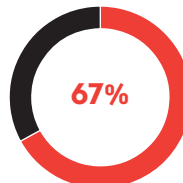
**64 percent** of the city's immigrants **participate in the labor force**, comparable to the share among the city's native-born population (64 percent).

### Texas



1 in 5

**2.8 million** immigrant workers comprise 21 percent of the state's labor force, or **one in five.**



**67 percent** of the state's immigrants **participate in the labor force**, greater than the share among the state's native-born population (64 percent).

## Sources

U.S. Census Bureau:

"Age and Nativity of Own Children under 18 Years in Families and Subfamilies by Nativity of Parents," accessed April 1, 2020, 2017 American Community Survey (ACS) 1-Year Estimates, available through <https://data.census.gov/cedsci/>.

"Selected Characteristics of the Foreign-Born Population by Period of Entry into the United States," accessed April 1, 2020, 2017 ACS 5-Year Estimates, available through <https://data.census.gov/cedsci/>.

"Selected Characteristics of the Native and Foreign-Born Populations," accessed April 1, 2020, 2017 ACS 5-Year Estimates, available through <https://data.census.gov/cedsci/>.

New American Economy:

"Immigrants and the Economy in . . .," by jurisdiction, in "Cities, States, and Districts," accessed April 1, 2020, available through <https://www.newamericaneconomy.org>.