

Sacramento, California

Immigrant population

The foreign-born populations in Sacramento and California represent an important and diverse share of their local communities, many of whom live in mixed-status families.

Sacramento Metro Area



416K
Sacramento

415,900 immigrants reside in **Sacramento**, or **18 percent** of the total population.

California



10.5M
California

10.5 million immigrants reside in **California**, or **27 percent** of the total population.

Population at risk of deportation

183K **183,400 non citizens** residing in **Sacramento** are potentially at risk of deportation.

5.3M **5.3 million non citizens** residing in **California** are potentially at risk of deportation.

Children and families

Sacramento Metro Area

191K
children

There are **191,400 children** in Sacramento with at least one **immigrant parent**.



3 in 8

Three in eight children in Sacramento have at least one **immigrant parent**.



88%

The **vast majority of children** with at least one immigrant parent in Sacramento are **U.S. citizens**. **88 percent** were born in the United States.

California

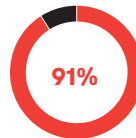
4.1M
children

There are **4.1 million children** in California with at least one **immigrant parent**.



1 in 2

One in two children in California has at least one **immigrant parent**.



91%

The **vast majority of children** with at least one immigrant parent in California are **U.S. citizens**. **91 percent** were born in the United States.

Local community ties



361,200 immigrants in Sacramento have lived in the United States for **more than 10 years**.



94,500 immigrants in Sacramento are **homeowners**.



26,000 immigrants in Sacramento are **entrepreneurs**.



59,300 immigrants in Sacramento are **students** enrolled in pre-K through college or graduate school.

Economic and labor force contributions

Immigrants in Sacramento and California contribute critical tax dollars to the local economy and are indispensable members of the workforce.

Sacramento Metro Area

\$14.3B Immigrant-led households **earned \$14.3 billion.**

\$1.2B Immigrants contributed **\$1.2 billion** in combined **state and local taxes.**

\$2.6B Immigrants contributed **\$2.6 billion** in **federal taxes.**

\$10.5B This means immigrant-led households have an estimated **\$10.5 billion** in **spending power.**

California

\$410.6B Immigrant-led households **earned \$410.6 billion.**


\$38.9B Immigrants contributed **\$38.9 billion** in combined **state and local taxes.**

\$80.8B Immigrants contributed **\$80.8 billion** in **federal taxes.**

\$290.9B This means immigrant-led households have an estimated **\$290.9 billion** in **spending power.**

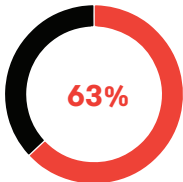
Labor force participation

Sacramento Metro Area



232,600 immigrant workers comprise 21 percent of the city's labor force, or **one in five.**

1 in 5



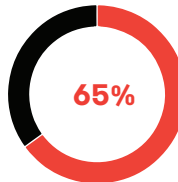
63 percent of the city's immigrants **participate in the labor force**, greater than the share among the city's native-born population (61 percent).

California



6.1 million immigrant workers comprise 31 percent of the state's labor force, or **one in three.**

1 in 3



65 percent of the state's immigrants **participate in the labor force**, greater than the share among the state's native-born population (63 percent).

Sources

U.S. Census Bureau:

"Age and Nativity of Own Children under 18 Years in Families and Subfamilies by Nativity of Parents," accessed April 1, 2020, 2017 American Community Survey (ACS) 1-Year Estimates, available through <https://data.census.gov/cedsci/>.

"Selected Characteristics of the Foreign-Born Population by Period of Entry into the United States," accessed April 1, 2020, 2017 ACS 5-Year Estimates, available through <https://data.census.gov/cedsci/>.

"Selected Characteristics of the Native and Foreign-Born Populations," accessed April 1, 2020, 2017 ACS 5-Year Estimates, available through <https://data.census.gov/cedsci/>.

New American Economy:

"Immigrants and the Economy in . . .," by jurisdiction, in "Cities, States, and Districts," accessed April 1, 2020, available through <https://www.newamericaneconomy.org>.