

Prince George's County, Maryland

Immigrant population

The foreign-born populations in Prince George's County and Maryland represent an important and diverse share of their local communities, many of whom live in mixed-status families.

Prince George's County



198K
Prince George's
County

197,800 immigrants reside in **Prince George's County**, or **22 percent** of the total population.

Maryland



895K
Maryland

894,700 immigrants reside in **Maryland**, or **15 percent** of the total population.

Population at risk of deportation

116K

115,800 non citizens residing in **Prince George's County** are potentially at risk of deportation.

443K

443,500 non citizens residing in **Maryland** are potentially at risk of deportation.

Children and families

Prince George's County

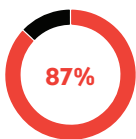
90K
children

There are **90,300 children** in Prince George's County with at least one **immigrant parent**.



1 in 2

One in two children in Prince George's County has at least one **immigrant parent**.



The **vast majority of children** with at least one immigrant parent in Prince George's County are **U.S. citizens**. 87 percent were born in the United States.

Maryland

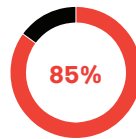
379K
children

There are **379,000 children** in Maryland with at least one **immigrant parent**.



2 in 7

Two in seven children in Maryland have at least one **immigrant parent**.



The **vast majority of children** with at least one immigrant parent in Maryland are **U.S. citizens**. 85 percent were born in the United States.

Local community ties



163,100 immigrants in Prince George's County have lived in the United States for **more than 10 years**.



46,400 immigrants in Prince George's County are **homeowners**.¹



8,400 immigrants in Prince George's County are **entrepreneurs**.



31,700 immigrants in Prince George's County are **students** enrolled in pre-K through college or graduate school.

¹ Information about immigrant homeowners and entrepreneurs includes Maryland's fourth and fifth congressional districts, both of which contain parts of Prince George's County but also extend beyond the County.

Economic and labor force contributions

Immigrants in Prince George's County and Maryland contribute critical tax dollars to the local economy and are indispensable members of the workforce.

Prince George's County

(Congressional Districts 4 & 5)

\$8B Immigrant-led households **earned \$8 billion.**

\$730.5M Immigrants contributed **\$730.5 million** in combined **state and local taxes.**

\$1.5B Immigrants contributed **\$1.5 billion** in **federal taxes.**

\$5.7B This means immigrant-led households have an estimated **\$5.7 billion** in **spending power.**

Maryland

\$39.7B Immigrant-led households **earned \$39.7 billion.**

\$4.1B Immigrants contributed **\$4.1 billion** in combined **state and local taxes.**

\$8B Immigrants contributed **\$8 billion** in **federal taxes.**

\$27.6B This means immigrant-led households have an estimated **\$27.6 billion** in **spending power.**

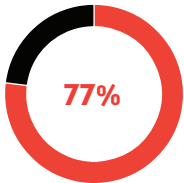
Labor force participation

Prince George's County



1 in 4

137,300 immigrant workers comprise 27 percent of the county's labor force, or **one in four.**



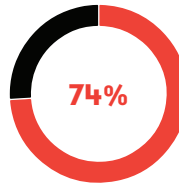
77 percent of the county's immigrants **participate in the labor force**, greater than the share among the county's native-born population (69 percent).

Maryland



1 in 6

587,400 immigrant workers comprise 18 percent of the state's labor force, or **one in six.**



74 percent of the state's immigrants **participate in the labor force**, greater than the share among the state's native-born population (67 percent).

Sources

U.S. Census Bureau:

"Age and Nativity of Own Children under 18 Years in Families and Subfamilies by Nativity of Parents," accessed April 1, 2020, 2017 American Community Survey (ACS) 1-Year Estimates, available through <https://data.census.gov/cedsci/>.

"Selected Characteristics of the Foreign-Born Population by Period of Entry into the United States," accessed April 1, 2020, 2017 ACS 5-Year Estimates, available through <https://data.census.gov/cedsci/>.

"Selected Characteristics of the Native and Foreign-Born Populations," accessed April 1, 2020, 2017 ACS 5-Year Estimates, available through <https://data.census.gov/cedsci/>.

New American Economy:

"Immigrants and the Economy in . . .," by jurisdiction, in "Cities, States, and Districts," accessed April 1, 2020, available through <https://www.newamericaneconomy.org>.