

# Oakland, California

## Immigrant population

The foreign-born populations in Oakland and California represent an important and diverse share of their local communities, many of whom live in mixed-status families.

### Oakland



115K  
Oakland

**115,100 immigrants** reside in **Oakland**, or **28 percent** of the total population.

### California



10.5M  
California

**10.5 million immigrants** reside in **California**, or **27 percent** of the total population.

## Population at risk of deportation

**63K** **62,900 non citizens** residing in **Oakland** are potentially at risk of deportation.

**5.3M** **5.3 million non citizens** residing in **California** are potentially at risk of deportation.

## Children and families

### Oakland

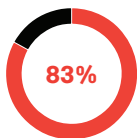
**39K**  
**children**

There are **38,600 children** in Oakland with at least one **immigrant parent**.



1 in 2

**One in two children** in Oakland has at least one **immigrant parent**.



83%

The **vast majority of children** with at least one immigrant parent in Oakland are **U.S. citizens**. **83 percent** were born in the United States.

### California

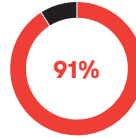
**4.1M**  
**children**

There are **4.1 million children** in California with at least one **immigrant parent**.



1 in 2

**One in two children** in California has at least one **immigrant parent**.



91%

The **vast majority of children** with at least one immigrant parent in California are **U.S. citizens**. **91 percent** were born in the United States.

## Local community ties



**438,200** immigrants in Alameda County have lived in the United States for **more than 10 years**.



**32,900** immigrants in Oakland (California's 13th Congressional District) are **homeowners**.



**12,000** immigrants in Oakland (California's 13th Congressional District) are **entrepreneurs**.



**14,500** immigrants in Oakland are **students** enrolled in pre-K through college or graduate school.

# Economic and labor force contributions

Immigrants in Oakland and California contribute critical tax dollars to the local economy and are indispensable members of the workforce.

## Oakland (Congressional District 13)

**\$7.5B** Immigrant-led households **earned \$7.5 billion.**

**\$608.9M** Immigrants contributed **\$608.9 million** in combined **state and local taxes.**

**\$1.4B** Immigrants contributed **\$1.4 billion** in **federal taxes.**

**\$5.5B** This means immigrant-led households have an estimated **\$5.5 billion** in **spending power.**

## California

**\$410.6B** Immigrant-led households **earned \$410.6 billion.**

**\$38.9B** Immigrants contributed **\$38.9 billion** in combined **state and local taxes.**

**\$80.8B** Immigrants contributed **\$80.8 billion** in **federal taxes.**

**\$290.9B** This means immigrant-led households have an estimated **\$290.9 billion** in **spending power.**

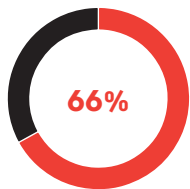
## Labor force participation

### Oakland



2 in 7

**67,300** immigrant workers comprise 29 percent of the city's labor force, or **two in seven.**



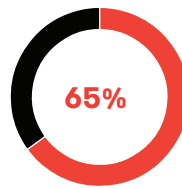
**66 percent** of the city's immigrants **participate in the labor force.**

### California



1 in 3

**6.1 million** immigrant workers comprise 31 percent of the state's labor force, or **one in three.**



**65 percent** of the state's immigrants **participate in the labor force.**

## Sources

U.S. Census Bureau:

"Age and Nativity of Own Children under 18 Years in Families and Subfamilies by Nativity of Parents," accessed April 1, 2020, 2017 American Community Survey (ACS) 1-Year Estimates, available through <https://data.census.gov/cedsci/>.

"Selected Characteristics of the Foreign-Born Population by Period of Entry into the United States," accessed April 1, 2020, 2017 ACS 5-Year Estimates, available through <https://data.census.gov/cedsci/>.

"Selected Characteristics of the Native and Foreign-Born Populations," accessed April 1, 2020, 2017 ACS 5-Year Estimates, available through <https://data.census.gov/cedsci/>.

New American Economy:

"Immigrants and the Economy in . . .," by jurisdiction, in "Cities, States, and Districts," accessed April 1, 2020, available through <https://www.newamericaneconomy.org>.