

New York, New York

Immigrant population

The foreign-born populations in New York City¹ and New York State represent an important and diverse share of their local communities, many of whom live in mixed-status families.

New York Metro Area



5.8 million immigrants reside in **New York City**, or **29 percent** of the total population.

New York State



4.5 million immigrants reside in **New York State**, or **23 percent** of the total population.


Population at risk of deportation

2.6M **2.6 million non citizens** residing in **New York City** are potentially at risk of deportation.

2M **2 million non citizens** residing in **New York State** are potentially at risk of deportation.

Children and families

New York Metro Area

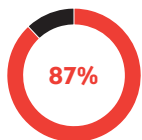


There are **2 million children** in New York City with at least one **immigrant parent**.




1 in 2

One in two children in New York City has at least one **immigrant parent**.



The **vast majority of children** with at least one immigrant parent in New York City are **U.S. citizens**. 87 percent were born in the United States.

New York State

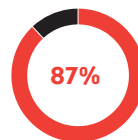


There are **1.5 million children** in New York State with at least one **immigrant parent**.



3 in 8

Three in eight children in New York State have at least one **immigrant parent**.



The **vast majority of children** with at least one immigrant parent in New York State are **U.S. citizens**. 87 percent were born in the United States.

Local community ties



5 million immigrants in New York City have lived in the United States for **more than 10 years**.



1 million immigrants in New York City are **homeowners**.



403,900 immigrants in New York City are **entrepreneurs**.



642,700 immigrants in New York City are **students** enrolled in pre-K through college or graduate school.

1. "New York City" and "New York Metro Area" refer to the NY-NJ-PA metropolitan statistical area, which includes not only New York City, but also parts of New Jersey and Pennsylvania.

Economic and labor force contributions

Immigrants in New York City and New York State contribute critical tax dollars to the local economy and are indispensable members of the workforce.

New York Metro Area

\$244.7B Immigrant-led households **earned \$244.7 billion.**

\$28.1B Immigrants contributed **\$28.1 billion** in combined **state and local taxes.**

\$49.5B Immigrants contributed **\$49.5 billion** in **federal taxes.**

\$167.1B This means immigrant-led households have an estimated **\$167.1 billion** in **spending power.**

New York State

\$177.6B Immigrant-led households **earned \$177.6 billion.**

\$21.8B Immigrants contributed **\$21.8 billion** in combined **state and local taxes.**

\$35.4B Immigrants contributed **\$35.4 billion** in **federal taxes.**

\$120.5B This means immigrant-led households have an estimated **\$120.5 billion** in **spending power.**

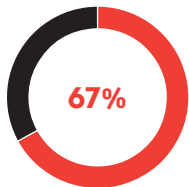
Labor force participation

New York Metro Area



1 in 3

3.5 million immigrant workers comprise 33 percent of the city's labor force, or **one in three.**



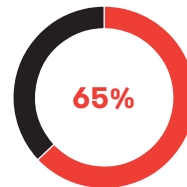
67 percent of the city's immigrants **participate in the labor force,** greater than the share among the city's native-born population (64 percent).

New York State



1 in 4

2.6 million immigrant workers comprise 26 percent of the state's labor force, or **one in four.**



65 percent of the state's immigrants **participate in the labor force,** greater than the share among the state's native-born population (63 percent).

Sources

U.S. Census Bureau:

"Age and Nativity of Own Children under 18 Years in Families and Subfamilies by Nativity of Parents," accessed October 7, 2020, 2017 American Community Survey (ACS) 1-Year Estimates, available through <https://data.census.gov/cedsci/>.

"Selected Characteristics of the Foreign-Born Population by Period of Entry into the United States," accessed October 7, 2020, 2017 ACS 5-Year Estimates, available through <https://data.census.gov/cedsci/>.

"Selected Characteristics of the Native and Foreign-Born Populations," accessed October 7, 2020, 2017 ACS 5-Year Estimates, available through <https://data.census.gov/cedsci/>.

New American Economy:

"Immigrants and the Economy in . . .," by jurisdiction, in "Cities, States, and Districts," accessed October 7, 2020, available through <https://www.newamericaneconomy.org>.