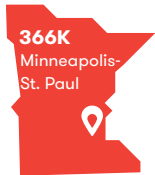


The Minneapolis-St. Paul Metropolitan Area

Immigrant population

The foreign-born populations in the Minneapolis-St. Paul metro area and Minnesota represent an important and diverse share of their local communities, many of whom live in mixed-status families.

Minneapolis-St. Paul Metro Area



366,300 immigrants reside in **Minneapolis-St. Paul**, or **10 percent** of the total population.

Minnesota



448,400 immigrants reside in **Minnesota**, or **8 percent** of the total population.

Population at risk of deportation

174K

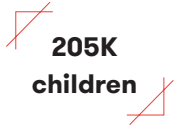
173,700 non citizens residing in **Minneapolis-St. Paul** are potentially at risk of deportation.

223K

222,900 non citizens residing in **Minnesota** are potentially at risk of deportation.

Children and families

Minneapolis-St. Paul Metro Area



There are **205,200 children** in Minneapolis-St. Paul with at least one **immigrant parent**.



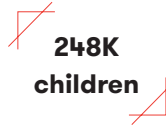
1 in 4

One in four children in Minneapolis-St. Paul has at least one **immigrant parent**.



The **vast majority of children** with at least one immigrant parent in Minneapolis-St. Paul are **U.S. citizens**. 86 percent were born in the United States.

Minnesota



There are **248,200 children** in Minnesota with at least one **immigrant parent**.



1 in 5

One in five children in Minnesota has at least one **immigrant parent**.



The **vast majority of children** with at least one immigrant parent in Minnesota are **U.S. citizens**. 85 percent were born in the United States.

Local community ties



292,800 immigrants in Minneapolis-St. Paul have lived in the United States for **more than 10 years**.



74,800 immigrants in Minneapolis-St. Paul are **homeowners**.



16,300 immigrants in Minneapolis-St. Paul are **entrepreneurs**.



76,800 immigrants in Minneapolis-St. Paul are **students** enrolled in pre-K through college or graduate school.

Economic and labor force contributions

Immigrants in Minneapolis-St. Paul and Minnesota contribute critical tax dollars to the local economy and are indispensable members of the workforce.

Minneapolis-St. Paul Metro Area

\$13.3B Immigrant-led households **earned \$13.3 billion.**

\$1.3B Immigrants contributed **\$1.3 billion** in combined **state and local taxes.**

\$2.5B Immigrants contributed **\$2.5 billion** in **federal taxes.**

\$9.6B This means immigrant-led households have an estimated **\$9.6 billion** in **spending power.**

Minnesota

\$15.6B Immigrant-led households **earned \$15.6 billion.**


\$1.5B Immigrants contributed **\$1.5 billion** in combined **state and local taxes.**

\$2.9B Immigrants contributed **\$2.9 billion** in **federal taxes.**

\$11.2B This means immigrant-led households have an estimated **\$11.2 billion** in **spending power.**

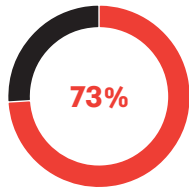
Labor force participation

Minneapolis-St. Paul Metro Area



1 in 9


231,600 immigrant workers comprise 12 percent of the city's labor force, or **one in nine.**



73%

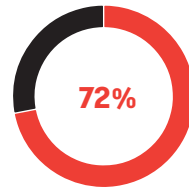
73 percent of the city's immigrants **participate in the labor force**, greater than the share among the city's native-born population (72 percent).

Minnesota



1 in 10

278,400 immigrant workers comprise 9 percent of the state's labor force, or nearly **one in 10.**



72%

72 percent of the state's immigrants **participate in the labor force**, greater than the share among the state's native-born population (70 percent).

Sources

U.S. Census Bureau:

"Age and Nativity of Own Children under 18 Years in Families and Subfamilies by Nativity of Parents," accessed October 5, 2020, 2017 American Community Survey (ACS) 1-Year Estimates, available through <https://data.census.gov/cedsci/>.

"Selected Characteristics of the Foreign-Born Population by Period of Entry into the United States," accessed October 5, 2020, 2017 ACS 5-Year Estimates, available through <https://data.census.gov/cedsci/>.

"Selected Characteristics of the Native and Foreign-Born Populations," accessed October 5, 2020, 2017 ACS 5-Year Estimates, available through <https://data.census.gov/cedsci/>.

New American Economy (NAE):

"Immigrants and the Economy in . . ." by jurisdiction, in "Cities, States, and Districts," accessed October 5, 2020, available through <https://www.newamericaneconomy.org>.