

# Los Angeles, California

## Immigrant population

The foreign-born populations in the Los Angeles-Long Beach metro area and California represent an important and diverse share of their local communities, many of whom live in mixed-status families.

### Los Angeles Metro Area



**4.4M**  
Los Angeles

**4.4 million immigrants** reside in the **Los Angeles metro area**, or **33 percent** of the total population.

### California



**10.5M**  
California

**10.5 million immigrants** reside in **California**, or **27 percent** of the total population.

## Population at risk of deportation

**2.2M**


**2.2 million non citizens** residing in the **Los Angeles metro area** are potentially at risk of deportation.

**5.3M**


**5.3 million non citizens** residing in **California** are potentially at risk of deportation.

## Children and families

### Los Angeles Metro Area



There are **1.6 million children** in the Los Angeles metro area with at least one **immigrant parent**.



There are **4.1 million children** in California with at least one **immigrant parent**.



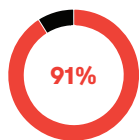
**Five in nine children** in the Los Angeles metro area have at least one **immigrant parent**.



**One in two children** in California has at least one **immigrant parent**.



The **vast majority of children** with at least one immigrant parent in the Los Angeles metro area are **U.S. citizens**. 92 percent were born in the United States.



The **vast majority of children** with at least one immigrant parent in California are **U.S. citizens**. 91 percent were born in the United States.

## Local community ties



**4 million** immigrants in the Los Angeles metro area have lived in the United States for **more than 10 years**.



**783,800** immigrants in the Los Angeles metro area are **homeowners**.



**415,600** immigrants in the Los Angeles metro area are **entrepreneurs**.



**440,500** immigrants in the Los Angeles metro area are **students** enrolled in pre-K through college or graduate school.

# Economic and labor force contributions

Immigrants in the Los Angeles metro area and California contribute critical tax dollars to the local economy and are indispensable members of the workforce.

## Los Angeles Metro Area

**\$150.8B** Immigrant-led households **earned \$150.8 billion.**

**\$14.1B** Immigrants contributed **\$14.1 billion** in combined **state and local taxes.**

**\$27.8B** Immigrants contributed **\$27.8 billion** in **federal taxes.**

**\$108.9B** This means immigrant-led households have an estimated **\$108.9 billion** in **spending power.**

## California

**\$410.6B** Immigrant-led households **earned \$410.6 billion.**

**\$38.9B** Immigrants contributed **\$38.9 billion** in combined **state and local taxes.**

**\$80.8B** Immigrants contributed **\$80.8 billion** in **federal taxes.**

**\$290.9B** This means immigrant-led households have an estimated **\$290.9 billion** in **spending power.**

## Labor force participation

### Los Angeles Metro Area



3 in 8

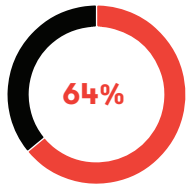
**2.6 million** immigrant workers comprise 38 percent of the metro area's labor force, or **three in eight.**

### California

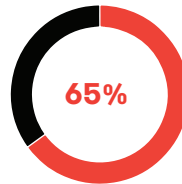


1 in 3

**6.1 million** immigrant workers comprise 31 percent of the state's labor force, or **one in three.**



**64 percent** of the metro area's immigrants **participate in the labor force**, comparable to the share among the metro area's native-born population (65 percent).



**65 percent** of the state's immigrants **participate in the labor force**, comparable to the share among the state's native-born population (63 percent).

## Sources

U.S. Census Bureau

"Age and Nativity of Own Children under 18 Years in Families and Subfamilies by Nativity of Parents," accessed October 7, 2020, 2017 American Community Survey (ACS) 1-Year Estimates, available through <https://data.census.gov/cedsci/>.

"Selected Characteristics of the Foreign-Born Population by Period of Entry into the United States," accessed October 7, 2020, 2017 ACS 5-Year Estimates, available through <https://data.census.gov/cedsci/>.

"Selected Characteristics of the Native and Foreign-Born Populations," accessed October 7, 2020, 2017 ACS 5-Year Estimates, available through <https://data.census.gov/cedsci/>.

New American Economy:

"Immigrants and the Economy in . . .," by jurisdiction, in "Cities, States, and Districts," accessed October 7, 2020, available through <https://www.newamericaneconomy.org>.