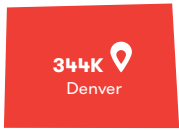


Denver, Colorado

Immigrant population

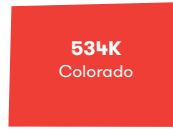
The foreign-born populations in Denver and Colorado represent an important and diverse share of their local communities, many of whom live in mixed-status families.

Denver Metro Area



343,800 immigrants reside in **Denver**, or **12 percent** of the total population.

Colorado



533,600 immigrants reside in **Colorado**, or **10 percent** of the total population.


Population at risk of deportation

208K **207,600 non citizens** residing in **Denver** are potentially at risk of deportation.

320K **320,200 non citizens** residing in **Colorado** are potentially at risk of deportation.

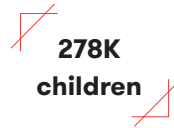
Children and families

Denver Metro Area

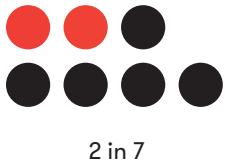


There are **175,400 children** in Denver with at least one **immigrant parent**.

Colorado



There are **277,800 children** in Colorado with at least one **immigrant parent**.



Two in seven children in Denver have at least one **immigrant parent**.



One in four children in Colorado has at least one **immigrant parent**.



The **vast majority of children** with at least one immigrant parent in Denver are **U.S. citizens**. **87 percent** were born in the United States.



The **vast majority of children** with at least one immigrant parent in Colorado are **U.S. citizens**. **88 percent** were born in the United States.

Local community ties



291,000 immigrants in Denver have lived in the United States for **more than 10 years**.



79,700 immigrants in Denver are **homeowners**.



24,400 immigrants in Denver are **entrepreneurs**.



46,300 immigrants in Denver are **students** enrolled in pre-K through college or graduate school.

Economic and labor force contributions

Immigrants in Denver and Colorado contribute critical tax dollars to the local economy and are indispensable members of the workforce.

Denver Metro Area

\$11.3B Immigrant-led households **earned \$11.3 billion.**

\$820.3M Immigrants contributed **\$820.3 million** in combined **state and local taxes.**

\$1.9B Immigrants contributed **\$1.9 billion** in **federal taxes.**

\$8.6B This means immigrant-led households have an estimated **\$8.6 billion** in **spending power.**

Colorado

\$19.2B Immigrant-led households **earned \$19.2 billion.**

\$1.5B Immigrants contributed **\$1.5 billion** in combined **state and local taxes.**

\$3.5B Immigrants contributed **\$3.5 billion** in **federal taxes.**

\$14.2B This means immigrant-led households have an estimated **\$14.2 billion** in **spending power.**

Labor force participation


Denver Metro Area



1 in 7

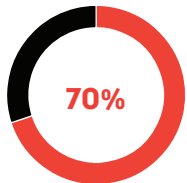
217,100 immigrant workers comprise 14 percent of the city's labor force, or **one in seven.**

Colorado

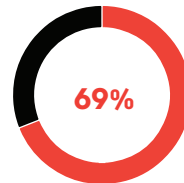


1 in 9

331,400 immigrant workers comprise 11 percent of the state's labor force, or **one in nine.**



70 percent of the city's immigrants **participate in the labor force**, comparable to the share among the city's native-born population (71 percent).



69 percent of the state's immigrants **participate in the labor force**, comparable to the share among the state's native-born population (68 percent).

Sources

U.S. Census Bureau:

"Age and Nativity of Own Children under 18 Years in Families and Subfamilies by Nativity of Parents," accessed April 1, 2020, 2017 American Community Survey (ACS) 1-Year Estimates, available through <https://data.census.gov/cedsci/>.

"Selected Characteristics of the Foreign-Born Population by Period of Entry into the United States," accessed April 1, 2020, 2017 ACS 5-Year Estimates, available through <https://data.census.gov/cedsci/>.

"Selected Characteristics of the Native and Foreign-Born Populations," accessed April 1, 2020, 2017 ACS 5-Year Estimates, available through <https://data.census.gov/cedsci/>.

New American Economy:

"Immigrants and the Economy in . . .," by jurisdiction, in "Cities, States, and Districts," accessed April 1, 2020, available through <https://www.newamericaneconomy.org>.