

Madison, Wisconsin

Immigrant population

The foreign-born populations in Madison and throughout Wisconsin, many of whom live in mixed-status families, represent an important and diverse share of their local communities

Madison Metro Area



47,300 immigrants reside in **Madison**, or **7 percent** of the total population.

Wisconsin



281,400 immigrants reside in **Wisconsin**, or **5 percent** of the total population.

Population at risk of deportation

29K


28,900 non citizens residing in **Madison** are potentially at risk of deportation.

156K

155,700 non citizens residing in **Wisconsin** are potentially at risk of deportation.

Children and families

Madison Metro Area



There are **21,500 children** in Madison with at least one **immigrant parent**.




1 in 6

One in six children in Madison has at least one **immigrant parent**.



The **vast majority of children** with at least one immigrant parent in Madison are **U.S. citizens**. 89 percent were born in the United States.

Wisconsin



There are **135,100 children** in Wisconsin with at least one **immigrant parent**.



1 in 9

One in nine children in Wisconsin has at least one **immigrant parent**.



The **vast majority of children** with at least one immigrant parent in Wisconsin are **U.S. citizens**. 90 percent were born in the United States.

Local community ties



34,300 immigrants in Madison have lived in the United States for **more than 10 years**.



8,000 immigrants in Madison are **homeowners**.



2,000 immigrants in Madison are **entrepreneurs**.



12,800 immigrants in Madison are **students** enrolled in pre-K through college or graduate school.

Economic and labor force contributions

Immigrants in Madison and Wisconsin contribute critical tax dollars to the local economy and are indispensable members of the workforce.

Madison Metro Area

\$1.6B Immigrant-led households **earned \$1.6 billion.**

\$142.5M Immigrants contributed **\$142.5 million** in combined **state and local taxes.**

\$285M Immigrants contributed **\$285 million** in **federal taxes.**

\$1.1B This means immigrant-led households have an estimated **\$1.1 billion** in **spending power.**

Wisconsin

\$9.8B Immigrant-led households **earned \$9.8 billion.**

\$968.3M Immigrants contributed **\$968.3 million** in combined **state and local taxes.**

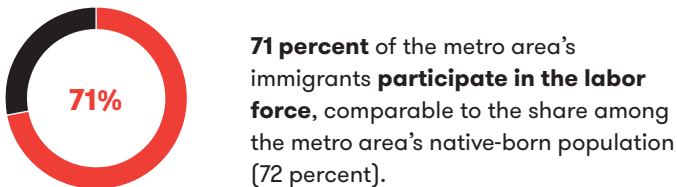
\$1.7B Immigrants contributed **\$1.7 billion** in **federal taxes.**

\$7.1B This means immigrant-led households have an estimated **\$7.1 billion** in **spending power.**

Labor force participation

Madison Metro Area

30K workers **29,800** immigrant workers comprise 8 percent of the metro area's labor force.



Wisconsin

169K workers **168,700** immigrant workers comprise 6 percent of the state's labor force.



Sources

U.S. Census Bureau:

"Age and Nativity of Own Children under 18 Years in Families and Subfamilies by Nativity of Parents," accessed April 1, 2020, 2017 American Community Survey (ACS) 1-Year Estimates, available through <https://data.census.gov/cedsci/>.

"Selected Characteristics of the Foreign-Born Population by Period of Entry into the United States," accessed April 1, 2020, 2017 ACS 5-Year Estimates, available through <https://data.census.gov/cedsci/>.

"Selected Characteristics of the Native and Foreign-Born Populations," accessed April 1, 2020, 2017 ACS 5-Year Estimates, available through <https://data.census.gov/cedsci/>.

New American Economy:

"Immigrants and the Economy in . . .," by jurisdiction, in "Cities, States, and Districts," accessed April 1, 2020, available through <https://www.newamericaneconomy.org>.