

# Dallas, Texas

## Immigrant population

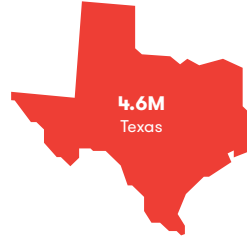
The foreign-born populations in Dallas and Texas represent an important and diverse share of their local communities, many of whom live in mixed-status families.

### Dallas Metro Area



**1.3 million immigrants** reside in **Dallas**, or **18 percent** of the total population.

### Texas



**4.6 million immigrants** reside in **Texas**, or **17 percent** of the total population.


## Population at risk of deportation

**828K** **828,500 non citizens** residing in **Dallas** are potentially at risk of deportation.

**3M** **3 million non citizens** residing in **Texas** are potentially at risk of deportation.

## Children and families

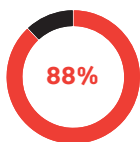
### Dallas Metro Area



There are **718,200 children** in Dallas with at least one **immigrant parent**.




**Two in five children** in Dallas have at least one **immigrant parent**.



The **vast majority of children** with at least one immigrant parent in Dallas are **U.S. citizens**. **88 percent** were born in the United States.

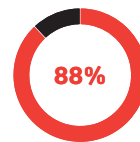
### Texas



There are **2.5 million children** in Texas with at least one **immigrant parent**.



**One in three children** in Texas has at least one **immigrant parent**.



The **vast majority of children** with at least one immigrant parent in Texas are **U.S. citizens**. **88 percent** were born in the United States.

## Local community ties



**1.1 million** immigrants in Dallas have lived in the United States for **more than 10 years**.



**301,800** immigrants in Dallas are **homeowners**.



**102,900** immigrants in Dallas are **entrepreneurs**.



**172,200** immigrants in Dallas are **students** enrolled in pre-K through college or graduate school.

# Economic and labor force contributions

Immigrants in Dallas and Texas contribute critical tax dollars to the local economy and are indispensable members of the workforce.

## Dallas Metro Area

**\$43.8B** Immigrant-led households **earned \$43.8 billion.**

**\$3.1B** Immigrants contributed **\$3.1 billion** in combined **state and local taxes.**

**\$7.5B** Immigrants contributed **\$7.5 billion** in **federal taxes.**

**\$33.2B** This means immigrant-led households have an estimated **\$33.2 billion** in **spending power.**

## Texas

**\$151.4B** Immigrant-led households **earned \$151.4 billion.**

**\$12.3B** Immigrants contributed **\$12.3 billion** in combined **state and local taxes.**

**\$26.3B** Immigrants contributed **\$26.3 billion** in **federal taxes.**

**\$112.8B** This means immigrant-led households have an estimated **\$112.8 billion** in **spending power.**

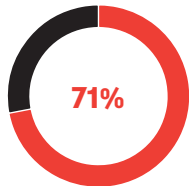
## Labor force participation

### Dallas Metro Area



2 in 9

**829,700** immigrant workers comprise 22 percent of the city's labor force, or **two in nine.**



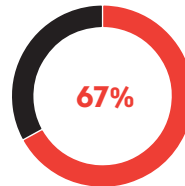
**71 percent** of the city's immigrants **participate in the labor force**, greater than the share among the city's native-born population (68 percent).

### Texas



1 in 5

**2.8 million** immigrant workers comprise 21 percent of the state's labor force, or **one in five.**



**67 percent** of the state's immigrants **participate in the labor force**, greater than the share among the state's native-born population (64 percent).

## Sources

U.S. Census Bureau:

"Age and Nativity of Own Children under 18 Years in Families and Subfamilies by Nativity of Parents," accessed April 1, 2020, 2017 American Community Survey (ACS) 1-Year Estimates, available through <https://data.census.gov/cedsci/>.

"Selected Characteristics of the Foreign-Born Population by Period of Entry into the United States," accessed April 1, 2020, 2017 ACS 5-Year Estimates, available through <https://data.census.gov/cedsci/>.

"Selected Characteristics of the Native and Foreign-Born Populations," accessed April 1, 2020, 2017 ACS 5-Year Estimates, available through <https://data.census.gov/cedsci/>.

New American Economy:

"Immigrants and the Economy in . . .," by jurisdiction, in "Cities, States, and Districts," accessed April 1, 2020, available through <https://www.newamericaneconomy.org>.