

Profile of the foreign-born population in

# Chicago, Illinois

## Immigrant population

The foreign-born populations in Chicago and Illinois represent an important and diverse share of their local communities, many of whom live in mixed-status families.

### Chicago Metro Area



**1.7 million immigrants** reside in **Chicago**, or **18 percent** of the total population.

### Illinois



**1.8 million immigrants** reside in **Illinois**, or **14 percent** of the total population.


## Population at risk of deportation

**842K** **842,400 non citizens** residing in **Chicago** are potentially at risk of deportation.

**914K** **913,900 non citizens** residing in **Illinois** are potentially at risk of deportation.

## Children and families

### Chicago Metro Area

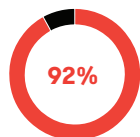


There are **716,000 children** in Chicago with at least one **immigrant parent**.




1 in 3

**One in three children** in Chicago has at least one **immigrant parent**.



The **vast majority of children** with at least one immigrant parent in Chicago are **U.S. citizens**. 92 percent were born in the United States.

### Illinois

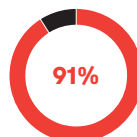


There are **765,200 children** in Illinois with at least one **immigrant parent**.



2 in 7

**Two in seven children** in Illinois have at least one **immigrant parent**.



The **vast majority of children** with at least one immigrant parent in Illinois are **U.S. citizens**. 91 percent were born in the United States.

## Local community ties



**1.5 million** immigrants in Chicago have lived in the United States for **more than 10 years**.



**447,300** immigrants in Chicago are **homeowners**.



**113,300** immigrants in Chicago are **entrepreneurs**.



**188,900** immigrants in Chicago are **students** enrolled in pre-K through college or graduate school.

# Economic and labor force contributions

Immigrants in Chicago and Illinois contribute critical tax dollars to the local economy and are indispensable members of the workforce.

## Chicago Metro Area

**\$61.5B** Immigrant-led households **earned \$61.5 billion.**

**\$5.7B** Immigrants contributed **\$5.7 billion** in combined **state and local taxes.**

**\$11.1B** Immigrants contributed **\$11.1 billion** in **federal taxes.**

**\$44.7B** This means immigrant-led households have an estimated **\$44.7 billion** in **spending power.**

## Illinois

**\$68.2B** Immigrant-led households **earned \$68.2 billion.**

**\$7.7B** Immigrants contributed **\$7.7 billion** in combined **state and local taxes.**

**\$12.7B** Immigrants contributed **\$12.7 billion** in **federal taxes.**

**\$47.8B** This means immigrant-led households have an estimated **\$47.8 billion** in **spending power.**

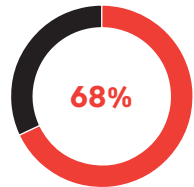
## Labor force participation

### Chicago Metro Area



1 in 5

**1 million** immigrant workers comprise 21 percent of the city's labor force, or **one in five.**



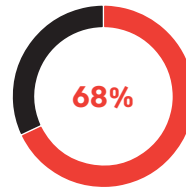
**68 percent** of the city's immigrants **participate in the labor force**, comparable to the share among the city's native-born population (67 percent).

### Illinois



1 in 6

**1.1 million** immigrant workers comprise 17 percent of the state's labor force, or **one in six.**



**68 percent** of the state's immigrants **participate in the labor force**, greater than the share among the state's native-born population (65 percent).

## Sources

U.S. Census Bureau:

"Age and Nativity of Own Children under 18 Years in Families and Subfamilies by Nativity of Parents," accessed April 1, 2020, 2017 American Community Survey (ACS) 1-Year Estimates, available through <https://data.census.gov/cedsci/>.

"Selected Characteristics of the Foreign-Born Population by Period of Entry into the United States," accessed April 1, 2020, 2017 ACS 5-Year Estimates, available through <https://data.census.gov/cedsci/>.

"Selected Characteristics of the Native and Foreign-Born Populations," accessed April 1, 2020, 2017 ACS 5-Year Estimates, available through <https://data.census.gov/cedsci/>.

New American Economy:

"Immigrants and the Economy in . . .," by jurisdiction, in "Cities, States, and Districts," accessed April 1, 2020, available through <https://www.newamericaneconomy.org>.