

Profile of the foreign-born population in

# Atlanta, Georgia

## Immigrant population

The foreign-born populations in Atlanta and Georgia represent an important and diverse share of their local communities, many of whom live in mixed-status families.

### Atlanta Metro Area



**777,500 immigrants** reside in **Atlanta**, or **14 percent** of the total population.

### Georgia



**1 million immigrants** reside in **Georgia**, or **10 percent** of the total population.

## Population at risk of deportation

**437K** **437,500 non citizens** residing in **Atlanta** are potentially at risk of deportation.

**597K** **596,900 non citizens** residing in **Georgia** are potentially at risk of deportation.


## Children and families

### Atlanta Metro Area



There are **404,000 children** in Atlanta with at least one **immigrant parent**.

### Georgia



There are **527,900 children** in Georgia with at least one **immigrant parent**.



2 in 7

**Two in seven children** in Atlanta have at least one **immigrant parent**.

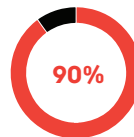


2 in 9

**Two in nine children** in Georgia have at least one **immigrant parent**.



The **vast majority of children** with at least one immigrant parent in Atlanta are **U.S. citizens**. 89 percent were born in the United States.



The **vast majority of children** with at least one immigrant parent in Georgia are **U.S. citizens**. 90 percent were born in the United States.

## Local community ties



**647,100** immigrants in Atlanta have lived in the United States for **more than 10 years**.



**196,500** immigrants in Atlanta are **homeowners**.



**73,200** immigrants in Atlanta are **entrepreneurs**.



**115,400** immigrants in Atlanta are **students** enrolled in pre-K through college or graduate school.

# Economic and labor force contributions

Immigrants in Atlanta and Georgia contribute critical tax dollars to the local economy and are indispensable members of the workforce.

## Atlanta Metro Area

**\$29.6B** Immigrant-led households **earned \$29.6 billion.**

**\$2.4B** Immigrants contributed **\$2.4 billion** in combined **state and local taxes.**

**\$5.5B** Immigrants contributed **\$5.5 billion** in **federal taxes.**

**\$21.6B** This means immigrant-led households have an estimated **\$21.6 billion** in **spending power.**

## Georgia

**\$36.1B** Immigrant-led households **earned \$36.1 billion.**

**\$3.2B** Immigrants contributed **\$3.2 billion** in combined **state and local taxes.**

**\$6.6B** Immigrants contributed **\$6.6 billion** in **federal taxes.**

**\$26.3B** This means immigrant-led households have an estimated **\$26.3 billion** in **spending power.**

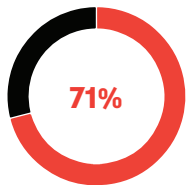
## Labor force participation

### Atlanta Metro Area



1 in 6

**497,600** immigrant workers comprise 17 percent of the city's labor force, or **one in six.**



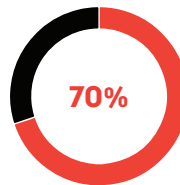
**71 percent** of the city's immigrants **participate in the labor force**, greater than the share among the city's native-born population (66 percent).

### Georgia



1 in 8

**642,700** immigrant workers comprise 13 percent of the state's labor force, or **one in eight.**



**70 percent** of the state's immigrants **participate in the labor force**, greater than the share among the state's native-born population (62 percent).

## Sources

U.S. Census Bureau:

"Age and Nativity of Own Children under 18 Years in Families and Subfamilies by Nativity of Parents," accessed April 1, 2020, 2017 American Community Survey (ACS) 1-Year Estimates, available through <https://data.census.gov/cedsci/>.

"Selected Characteristics of the Foreign-Born Population by Period of Entry into the United States," accessed April 1, 2020, 2017 ACS 5-Year Estimates, available through <https://data.census.gov/cedsci/>.

"Selected Characteristics of the Native and Foreign-Born Populations," accessed April 1, 2020, 2017 ACS 5-Year Estimates, available through <https://data.census.gov/cedsci/>.

New American Economy:

"Immigrants and the Economy in . . ." by jurisdiction, in "Cities, States, and Districts," accessed April 1, 2020, available through <https://www.newamericaneconomy.org>.