

# Sacramento, California

## Immigrant population

The foreign-born population in Sacramento and California represent an important and diverse share of their local communities, many of whom live in mixed-status families.

### Sacramento Metro Area



**419K**  
Sacramento

**418,800 immigrants** reside in **Sacramento**, or **18 percent** of the total population.

### California



**10.7M**  
California

**10.7 million immigrants** reside in **California**, or **27 percent** of the total population.

## Population at risk of deportation

**182K** **181,800 non-citizens** residing in **Sacramento** are potentially at risk of deportation.

**5.3M** **5.3 million non-citizens** residing in **California** are potentially at risk of deportation.

## Children and families

### Sacramento Metro Area

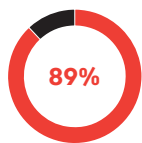
**184K**  
children

There are **183,800 children** in Sacramento with at least one **immigrant parent**.



1 in 3

**One in three children** in Sacramento has at least one **immigrant parent**.



The **vast majority of children** with at least one immigrant parent in Sacramento are **U.S. citizens**.

### California

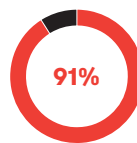
**4.3M**

There are **4.3 million children** in California with at least one **immigrant parent**.



1 in 2

**One in two children** in California has at least one **immigrant parent**.



The **vast majority of children** with at least one immigrant parent in California are **U.S. citizens**.

## Local community ties



**249,600** immigrants in Sacramento have lived in the United States for **more than 15 years**.



**82,300** immigrants in Sacramento are **homeowners**.



**20,500** immigrants in Sacramento are **entrepreneurs**.



**57,300** immigrants in Sacramento are **students** enrolled in pre-K through college or graduate school.

# Economic and labor force contributions

Immigrants in Sacramento and California contribute critical tax dollars to the local economy and are indispensable members of the workforce.

## Sacramento Metro Area

**\$10.4B** immigrant-led households **earned \$10.4 billion.**

**\$850M** immigrants contributed **\$850 million** in combined **state and local taxes.**

**\$1.8B** immigrants contributed **\$1.8 billion** in **federal taxes.**

**\$7.7B** This means immigrant-led households have an estimated **\$7.7 billion** in **spending power.**

## California

**\$367.6B** immigrant-led households **earned \$367.6 billion.**

**\$30B** immigrants contributed **\$30 billion** in combined **state and local taxes.**

**\$69.4B** immigrants contributed **\$69.4 billion** in **federal taxes.**

**\$268.3B** This means immigrant-led households have an estimated **\$268.3 billion** in **spending power.**

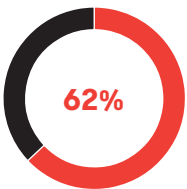
## Labor force participation

### Sacramento Metro Area



**235,700** immigrant workers comprise 36 percent of the city's labor force, or **one in four.**

1 in 4



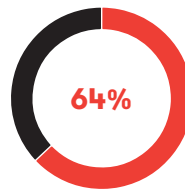
**62 percent** of the city's immigrants **participate in the labor force**, comparable to the share among the city's native-born population (61 percent).

### California



**6.3 million** immigrant workers comprise 34 percent of the state's labor force, or **one in three.**

1 in 3



**64 percent** of the state's immigrants **participate in the labor force**, comparable to the share among the state's native-born population (63 percent).

## Sources

U.S. Census Bureau:

"Selected Characteristics of the Native and Foreign-Born Populations," 2016 American Community Survey (ACS) 1-Year Estimates, available through [factfinder.census.gov](https://factfinder.census.gov).

"Age and Nativity of Own Children under 18 Years in Families and Subfamilies by Nativity of Parents," 2016 ACS 1-Year Estimates, available through [factfinder.census.gov](https://factfinder.census.gov).

"Selected Characteristics of the Foreign-Born Population by Period of Entry into the United States," 2016 ACS 1-Year Estimates, available through [factfinder.census.gov](https://factfinder.census.gov).

New American Economy (NAE):

"Immigrants and the Economy in . . .," by jurisdiction, in "Cities, States, and Districts," available through <https://www.newamericaneconomy.org>.