

Los Angeles, California

Immigrant population

The foreign-born population in the Los Angeles-Long Beach Metro Area and California represent an important and diverse share of their local communities, many of whom live in mixed-status families.

Los Angeles Metro Area



4.4M
Los Angeles

4.4 million immigrants reside in the **Los Angeles metro area**, or **33 percent** of the total population.

California



10.5M
California

10.5 million immigrants reside in **California**, or **27 percent** of the total population.

Population at risk of deportation

2.2M


2.2 million non-citizens residing in the **Los Angeles metro area** are potentially at risk of deportation.

5.3M

5.3 million non-citizens residing in **California** are potentially at risk of deportation.

Children and families

Los Angeles Metro Area



There are **1.6 million children** in the Los Angeles metro area with at least one **immigrant parent**.

California



There are **4.1 million children** in California with at least one **immigrant parent**.



5 in 9

Five in nine children in the Los Angeles metro area have at least one **immigrant parent**.



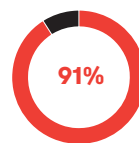
1 in 2

One in two children in California has at least one **immigrant parent**.



92%

The **vast majority of children** with at least one immigrant parent in the Los Angeles metro area are **U.S. citizens**. 92 percent were born in the United States.



91%

The **vast majority of children** with at least one immigrant parent in California are **U.S. citizens**. 91 percent were born in the United States.

Local community ties



4 million immigrants in the Los Angeles metro area have lived in the United States for **10 or more years**.



788,300 immigrants in the Los Angeles metro area are **homeowners**.



412,600 immigrants in the Los Angeles metro area are **entrepreneurs**.



440,500 immigrants in the Los Angeles metro area are **students** enrolled in pre-K through college or graduate school.

Economic and labor force contributions

Immigrants in the Los Angeles metro area and California contribute critical tax dollars to the local economy and are indispensable members of the workforce.

Los Angeles Metro Area

\$146.9B immigrant-led households **earned \$146.9 billion.**

\$12B immigrants contributed **\$12 billion** in combined **state and local taxes.**

\$26.3B immigrants contributed **\$26.3 billion** in **federal taxes.**

\$108.6B This means immigrant-led households have an estimated **\$108.6 billion** in **spending power.**

California

\$387.9B immigrant-led households **earned \$387.9 billion.**

\$31.5B immigrants contributed **\$31.5 billion** in combined **state and local taxes.**

\$73.5B immigrants contributed **\$73.5 billion** in **federal taxes.**

\$282.8B This means immigrant-led households have an estimated **\$282.8 billion** in **spending power.**

Labor force participation

Los Angeles Metro Area



2 in 5

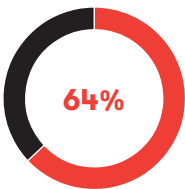
2.8 million immigrant workers comprise 40 percent of the metro's labor force, or **two in five.**

California

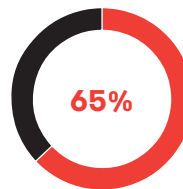


1 in 3

6.6 million immigrant workers comprise 34 percent of the state's labor force, or **one in three.**



64 percent of the metro's immigrants **participate in the labor force**, comparable to the share among the metro's native-born population (65 percent).



65 percent of the state's immigrants **participate in the labor force**, comparable to the share among the state's native-born population (63 percent).

Sources

U.S. Census Bureau

"Age and Nativity of Own Children under 18 Years in Families and Subfamilies by Nativity of Parents," accessed December 9, 2019, 2017 American Community Survey (ACS) 1-Year Estimates, available through factfinder.census.gov.

"Selected Characteristics of the Foreign-Born Population by Period of Entry into the United States," accessed December 9, 2019, 2017 ACS 5-Year Estimates, available through factfinder.census.gov.

"Selected Characteristics of the Native and Foreign-Born Populations," accessed December 9, 2019, 2017 ACS 5-Year Estimates, available through factfinder.census.gov.

New American Economy (NAE):

"Immigrants and the Economy in . . .," by jurisdiction, in "Cities, States, and Districts," accessed December 9, 2019, available through <https://www.newamericaneconomy.org>.