


# Denver, Colorado

## Immigrant population

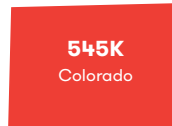
The foreign-born population in Denver and Colorado represent an important and diverse share of their local communities, many of whom live in mixed-status families.

### Denver Metro Area



**346,700 immigrants** reside in **Denver**, or **12 percent** of the total population.

### Colorado



**544,700 immigrants** reside in **Colorado**, or **10 percent** of the total population.


## Population at risk of deportation

**208K** **208,300 non-citizens** residing in **Denver** are potentially at risk of deportation.

**329K** **328,700 non-citizens** residing in **Colorado** are potentially at risk of deportation.

## Children and families

### Denver Metro Area



There are **174,600 children** in Denver with at least one **immigrant parent**.



**One in four** children in Denver has at least one **immigrant parent**.



The **vast majority of children** with at least one immigrant parent in Denver are **U.S. citizens**.

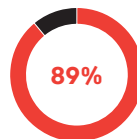
### Colorado



There are **275,900 children** in Colorado with at least one **immigrant parent**.



**One in five** children in Colorado has at least one **immigrant parent**.



The **vast majority of children** with at least one immigrant parent in Colorado are **U.S. citizens**.

## Local community ties



**181,400** immigrants in Denver have lived in the United States for **more than 15 years**.



**63,800** immigrants in Denver are **homeowners**.



**20,900** immigrants in Denver are **entrepreneurs**.



**43,600** immigrants in Denver are **students** enrolled in pre-K through college or graduate school.

# Economic and labor force contributions

Immigrants in Denver and Colorado contribute critical tax dollars to the local economy and are indispensable members of the workforce.

## Denver Metro Area

**\$9.1B** immigrant-led households **earned \$9.1 billion.**

**\$666M** immigrants contributed **\$666 million** in combined **state and local taxes.**

**\$1.6B** immigrants contributed **\$1.6 billion** in **federal taxes.**

**\$6.9B** This means immigrant-led households have an estimated **\$6.9 billion** in **spending power.**

## Colorado

**\$15.9B** immigrant-led households **earned \$15.9 billion.**


**\$1.2B** immigrants contributed **\$1.2 billion** in combined **state and local taxes.**

**\$2.7B** immigrants contributed **\$2.7 billion** in **federal taxes.**

**\$12.1B** This means immigrant-led households have an estimated **\$12.1 billion** in **spending power.**

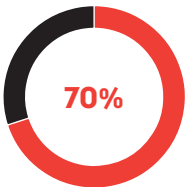
## Labor force participation

### Denver Metro Area



**220,900** immigrant workers comprise 14 percent of the city's labor force, or **one in seven.**

1 in 7



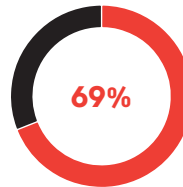
**70 percent** of the city's immigrants **participate in the labor force**, comparable to the share among the city's native-born population (71 percent).

### Colorado



**340,400** immigrant workers comprise 12 percent of the state's labor force, or **one in eight.**

1 in 8



**69 percent** of the state's immigrants **participate in the labor force**, comparable to the share among the state's native-born population (68 percent).

## Sources

U.S. Census Bureau:

"Selected Characteristics of the Native and Foreign-Born Populations," 2016 American Community Survey (ACS) 1-Year Estimates, available through [factfinder.census.gov](https://factfinder.census.gov).

"Age and Nativity of Own Children under 18 Years in Families and Subfamilies by Nativity of Parents," 2016 ACS 1-Year Estimates, available through [factfinder.census.gov](https://factfinder.census.gov).

"Selected Characteristics of the Foreign-Born Population by Period of Entry into the United States," 2016 ACS 1-Year Estimates, available through [factfinder.census.gov](https://factfinder.census.gov).

New American Economy (NAE):

"Immigrants and the Economy in . . .," by jurisdiction, in "Cities, States, and Districts," available through <https://www.newamericaneconomy.org>.