

Plumas County



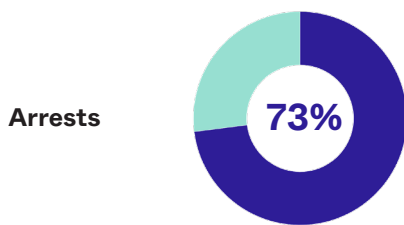
Plumas County has:

- 1 county jail
- 0 state prisons
- 0 juvenile facilities

On an average day in 2021, there were 37 people in county jails and 35 people from Plumas County in the state prison system.

In 2021, law enforcement agencies made 478 arrests and 751 county jail admissions, and courts sentenced 15 people to state prison.


Looking across the system



73 percent of all arrests in Plumas County in 2021 were for **misdemeanors**.

1.4x

On any given day in 2021, the **Black arrest rate was 1.4 times** the arrest rate of white people.



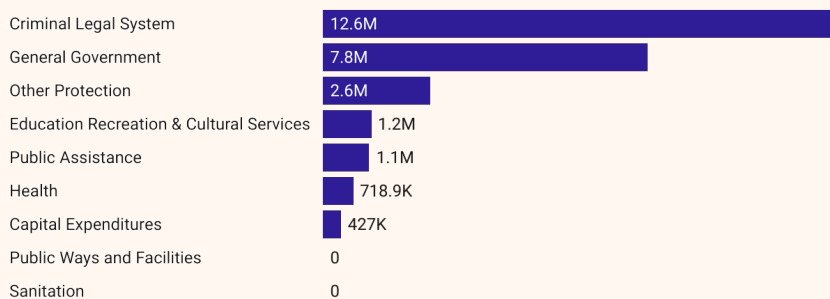
63 percent of people in jail in Plumas are pretrial, meaning they **have not been convicted** of charges filed against them.

19%

19 percent of the jail population in Plumas County has **mental health needs**.

FOLLOW THE MONEY

Plumas County general fund spending, fiscal year 2021



In 2021, Plumas County used 48% of its total general fund spending on the criminal legal system. That's \$12.6 million that could have been spent on the things proven to make communities safer: good schools, jobs, housing, and health care.

Within criminal legal system spending

- 50% goes to law enforcement (Sheriff)
- 31% goes to detention and probation
- 19% goes to judicial expenses