

El Dorado County



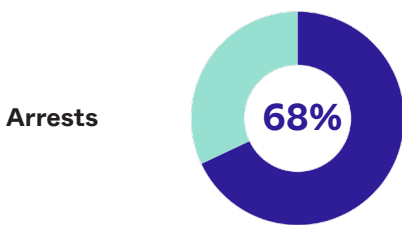
El Dorado County has:

- 2 county jails
- 0 state prisons
- 3 juvenile facilities

On an average day in 2021, there were 280 people in county jails and 339 people from El Dorado County in the state prison system.

In 2021, law enforcement agencies made 4,674 arrests and 3,745 county jail admissions, and courts sentenced 128 people to state prison.


Looking across the system



68 percent of all arrests in El Dorado County in 2021 were for **misdemeanors**.

2.7x

On any given day in 2021, the **Black arrest rate was 2.7 times** the arrest rate of white people.



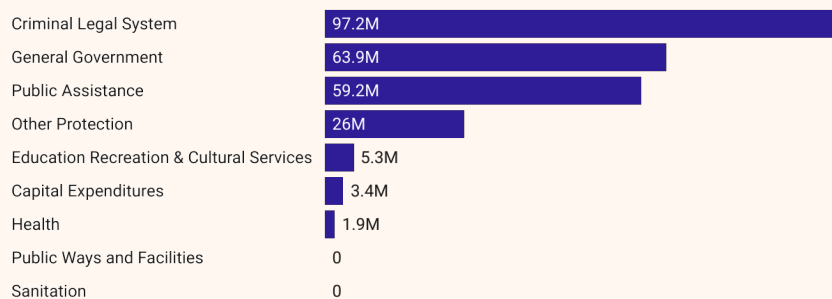
69 percent of people in jail in El Dorado are pretrial, meaning they **have not been convicted** of charges filed against them.

51%

51 percent of the jail population in El Dorado County has **mental health needs**.

FOLLOW THE MONEY

El Dorado County general fund spending, fiscal year 2021



In 2021, El Dorado County used 38% of its total general fund spending on the criminal legal system. That's \$97.2 million that could have been spent on the things proven to make communities safer: good schools, jobs, housing, and health care.

Within criminal legal system spending

- 39% goes to law enforcement (Sheriff)
- 35% goes to detention and probation
- 26% goes to judicial expenses