

Alameda County



Incarceration at a glance

Of all counties in California in 2021, Alameda County has the **ninth highest** county jail population.

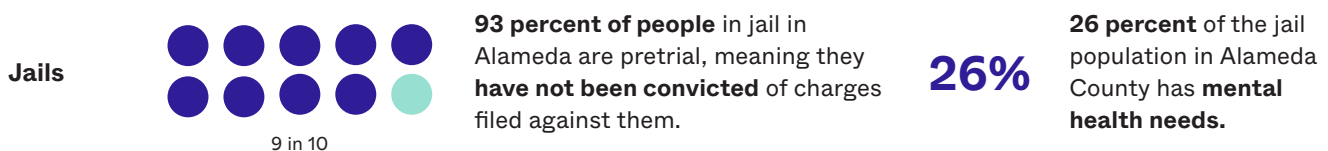
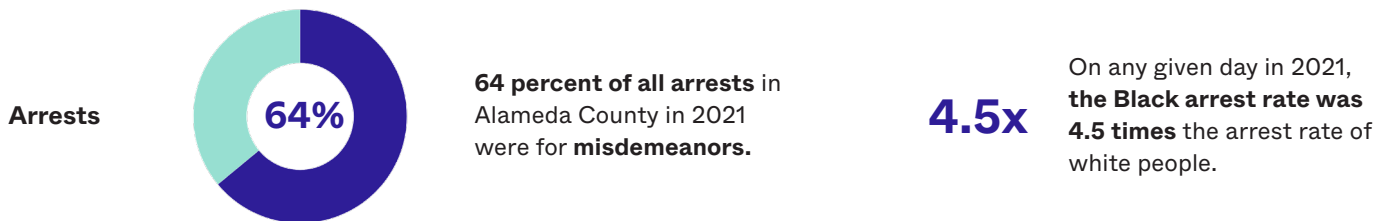
Alameda County has:

- 1** county jail
- 0** state prisons
- 3** juvenile facilities

On an average day in 2021, there were 2,182 people in county jails and 2,665 people from Alameda County in the state prison system.

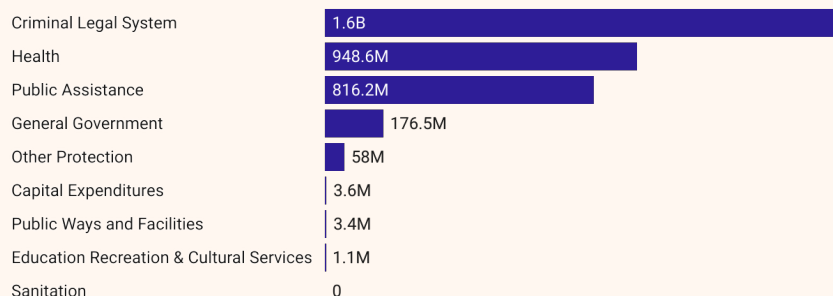
In 2021, law enforcement agencies made 26,832 arrests and 24,557 county jail admissions, and courts sentenced 320 people to state prison.

Looking across the system



FOLLOW THE MONEY

Alameda County general fund spending, fiscal year 2021



In 2021, Alameda County used 44% of its total general fund spending on the criminal legal system. That's \$1.6 billion that could have been spent on the things proven to make communities safer: good schools, jobs, housing, and health care.

Within criminal legal system spending

- 61%** goes to law enforcement (Sheriff)
- 24%** goes to detention and probation
- 15%** goes to judicial expenses